

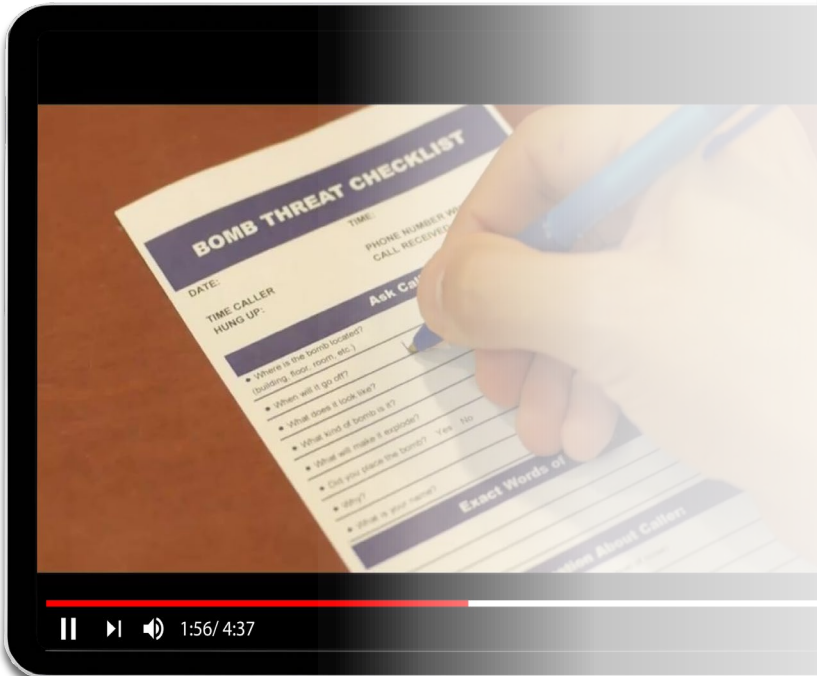
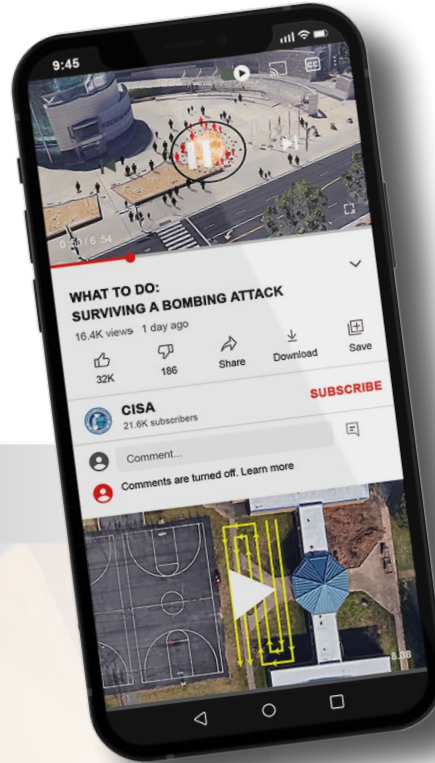


COUNTER-IED MICRO TRAINING VIDEOS



The Cybersecurity and Infrastructure Security Agency (CISA) Office for Bombing Prevention (OBP) micro training videos are short instructional videos that communicate the threat posed by improvised explosive devices (IEDs). The videos explain counter-IED concepts by demonstrating bombing prevention procedures and identifying suspicious activities.


SHORT VIDEOS, MAJOR IMPACT





Training at the speed you need, anywhere, anytime to help you:

- ✓ Understand IED threats
- ✓ Prepare and react appropriately
- ✓ Make important decisions

A VIDEO LIBRARY AS VARIED AS THE THREAT



All videos are free to view at [Micro Training Videos | CISA](#)



WHAT TO DO SERIES

“What to Do: Bomb Threat” Demonstrates the procedures you should follow during a bomb threat and will help you prepare and react appropriately.

“What to Do: Suspicious or Unattended Item” Demonstrates how you can determine whether an item is suspicious (potential bomb) or simply unattended and will help you prepare and react appropriately.

“What to Do: Bomb Searches” Describes basic bomb search procedures to use once the determination has been made that a search is warranted, and authorities have been notified. It demonstrates in detail, the room, route, and area search techniques that can be applied to any type of facility.

“What to Do: Surviving a Bombing Attack” Describes what happens when a bomb detonates and demonstrates the procedures you should follow to survive a bombing attack.

“Identifying Suspicious Activity” Emphasizes that bombing attacks do not happen spontaneously and require significant planning and coordinated actions. Through the use of the acronym BOMBER, they will be better prepared to assess what they see as suspicious activity and help prevent a bombing attack.

“Bomb Threat Awareness for College Students” Aims to mitigate the impact of bomb threats received by colleges and universities on a student population by showing them the importance of following directions and security procedures. Focus is placed on increasing vigilance to their surroundings and the importance of reporting suspicious activity, items, and packages.

BE VIGILANT SERIES

“Vigilant Neighbor” Focuses on suspicious activity occurring in a neighborhood. A young woman had observed several instances of suspicious activity and remembers these events after her memory is refreshed from the news playing on the television. The video portrays the outcomes of failing to report suspicious activity after observing it.

“Vigilant Manager” Continues to follow a bombing event at a local high school, this video guides the audience through the types of unregulated chemicals and bomb-making materials available for purchase in everyday stores, the possible outcomes if those materials are purchased or stolen for nefarious purposes and the possible consequences if proper security measures are not implemented within your storefront.

“Vigilant Employee” Finishes with the bombers being arrested and the incident reported on the local news. This video walks the viewers through both suspicious purchasing behaviors and suspicious purchasing activities. If the employees had shown the confidence to report the suspicious activity, they could have helped stop the bombing.

CONTACT US

For more information about CISA OBP counter-IED awareness videos and training offerings, visit us at cisa.gov/bombing-prevention-training or email OBPTraining@cisa.dhs.gov.

