

CISA.gov Web Performance Metrics

Feb 1, 2022 - Feb 28, 2022

All Users
100.00% Sessions

Total Visits
880,712
% of Total: 100.00% (880,712)

Avg. Visit Duration
00:01:46
Avg for View: 00:01:46 (0.00%)

Pageviews
1,589,359
% of Total: 100.00% (1,589,359)

Unique Visitors
640,033
% of Total: 100.00% (640,033)

Avg. Pages / Visit
1.80
Avg for View: 1.80 (0.00%)

Avg. Time on Page
00:02:08
Avg for View: 00:02:08 (0.00%)

Bounce Rate
63.22%
Avg for View: 63.22% (0.00%)

Top Pages

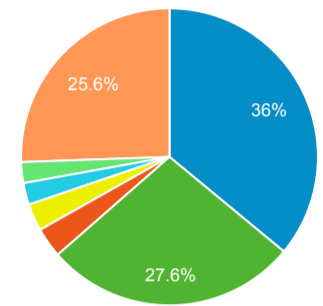
| Page Title | Pageviews | Bounce Rate |
|---|-----------|-------------|
| Shields Up CISA | 191,898 | 76.46% |
| Free Cybersecurity Services and Tools CISA | 189,390 | 65.30% |
| Homepage CISA | 125,952 | 50.07% |
| Known Exploited Vulnerabilities Catalog CISA | 72,938 | 65.09% |
| CYBERSECURITY CISA | 36,873 | 49.82% |
| Bomb-Making Materials Awareness Program (BMAP) CISA | 24,097 | 79.03% |
| Critical Infrastructure Sectors CISA | 23,590 | 59.86% |
| Rumor Control CISA | 21,950 | 83.64% |
| Cyber Hygiene Services CISA | 21,394 | 63.52% |
| MDM CISA | 20,938 | 60.76% |

Visits by Social Network

| Social Network | Sessions |
|-----------------|----------|
| (not set) | 805,635 |
| Twitter | 28,855 |
| LinkedIn | 18,197 |
| YouTube | 13,276 |
| Facebook | 10,115 |
| Hacker News | 2,422 |
| reddit | 1,481 |
| Instagram | 145 |
| Hatena Bookmark | 117 |
| cocolog | 70 |

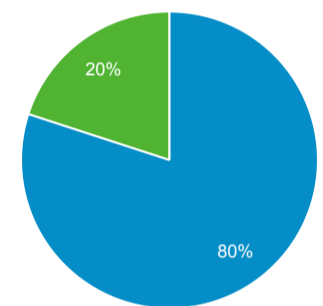
Visits By Source

(direct) google t.co bing
thehackernews.com dhs.gov Other



New vs. Returned Visitors

New Visitor Returning Visitor



CISA.gov Search Performance Metrics

Feb 1, 2022 - Feb 28, 2022

All Users
100.00% Sessions

Visits to CISA.gov

880,712
% of Total: 100.00% (880,712)



Pageviews

1,589,359
% of Total: 100.00% (1,589,359)



Unique Pageviews

1,294,689
% of Total: 100.00% (1,294,689)



Total External Searches

278,048
% of Total: 31.57% (880,712)



Search Source and Medium

| Source / Medium | Organic Searches |
|----------------------|------------------|
| google / organic | 161,472 |
| bing / organic | 14,444 |
| duckduckgo / organic | 4,297 |
| yahoo / organic | 1,633 |
| baidu / organic | 211 |
| ecosia.org / organic | 175 |
| qwant.com / organic | 56 |
| yandex / organic | 15 |
| sogou / organic | 10 |
| naver / organic | 9 |

Top External Searches (Google - as reported)

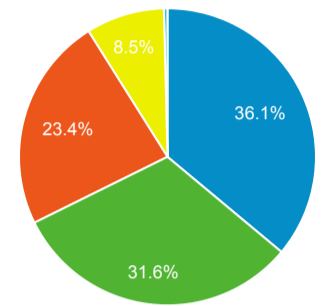
| Page Title | Sessions |
|---|----------|
| Homepage CISA | 31,040 |
| Shields Up CISA | 15,989 |
| Bomb-Making Materials Awareness Program (BMA P) CISA | 15,432 |
| Known Exploited Vulnerabilities Catalog CISA | 11,204 |
| Free Cybersecurity Services and Tools CISA | 9,165 |
| What to Do - Bomb Threat CISA | 8,927 |
| Critical Infrastructure Sectors CISA | 8,028 |
| CYBERSECURITY CISA | 5,404 |
| Stop Ransomware CISA | 4,817 |
| Traffic Light Protocol (TLP) Definitions and Usage CISA | 3,927 |

Top External Searches (Bing - as reported)

| Page Title | Sessions |
|---|----------|
| Homepage CISA | 3,731 |
| Shields Up CISA | 1,976 |
| Known Exploited Vulnerabilities Catalog CISA | 1,220 |
| Critical Infrastructure Sectors CISA | 720 |
| Free Cybersecurity Services and Tools CISA | 684 |
| CYBERSECURITY CISA | 531 |
| Cybersecurity Training & Exercises CISA | 476 |
| Federal Information Security Modernization Act CISA | 411 |
| ABOUT CISA CISA | 402 |
| Traffic Light Protocol (TLP) Definitions and Usage CISA | 364 |

User Acquisition Channel

Direct Organic Search Referral
Social Email Other



Top Referrers

| Full Referrer | Users |
|--|---------|
| (direct) | 254,610 |
| google | 172,515 |
| t.co/ | 19,876 |
| bing | 16,505 |
| dhs.gov/ | 15,924 |
| linkedin.com/ | 11,726 |
| amp-thehackernews-com.cdn.ampproject.org/v/s/amp.thehackernews.com/thn/2022/02/us-cybersecurity-agency-publishes-list.html | 10,608 |
| thehackernews.com/2022/02/us-cybersecurity-agency-publishes-list.html | 10,493 |
| youtube.com/ | 10,242 |
| search.us-cert.gov/ | 8,650 |