

CISA.gov Web Performance Metrics

Jul 1, 2020 - Jul 31, 2020

All Users
100.00% Sessions

Total Visits

444,083

% of Total: 100.00% (444,083)



Avg. Visit Duration

00:01:36

Avg for View: 00:01:36 (0.00%)



Pageviews

948,204

% of Total: 100.00% (948,204)



Unique Visitors

359,500

% of Total: 100.00% (359,500)



Avg. Pages / Visit

2.14

Avg for View: 2.14 (0.00%)



Avg. Time on Page

00:01:24

Avg for View: 00:01:24 (0.00%)



Bounce Rate

53.01%

Avg for View: 53.01% (0.00%)



Top Pages

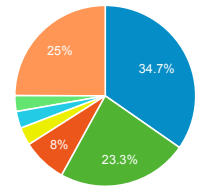
Page Title	Pageviews	Bounce Rate
Homepage CISA	93,982	39.73%
Identifying Critical Infrastructure During COVID-19 CISA	92,799	48.85%
Critical Infrastructure Sectors CISA	66,567	51.72%
Guidance on the Essential Critical Infrastructure Workforce CISA	51,547	49.80%
Publications Library CISA	34,141	68.28%
CISA Website Privacy Policy CISA	32,777	52.03%
Healthcare and Public Health Sector CISA	21,048	70.18%
CYBERSECURITY CISA	12,352	49.12%
Commercial Facilities Sector CISA	10,396	63.70%
Virtual Hiring Event CISA	10,186	57.49%

Visits by Social Network

Social Network	Sessions
Facebook	5,774
Twitter	4,490
LinkedIn	3,888
reddit	201
YouTube	98
Naver	73
Instagram	69
Instagram Stories	31
Blogger	24
Yammer	21

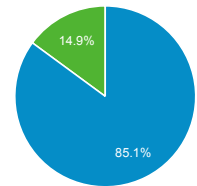
Visits By Source

(direct) google Inks.gd
cdc.gov bing mass.gov
Other



New vs. Returned Visitors

New Visitor Returning Visitor



CISA.gov Search Performance Metrics

Jun 1, 2020 - Jun 30, 2020

All Users
100.00% Sessions

Visits to CISA.gov

276,176

% of Total: 100.00% (276,176)



Pageviews

589,456

% of Total: 100.00% (589,456)



Unique Pageviews

463,484

% of Total: 100.00% (463,484)



Total External Searches

89,445

% of Total: 32.39% (276,176)



Search Source and Medium

Source / Medium	Organic Searches
google / organic	49,120
bing / organic	11,117
duckduckgo / organic	1,046
yahoo / organic	1,027
ecosia.org / organic	79
baidu / organic	50
ask / organic	31
naver / organic	29
qwant.com / organic	13
lycos / organic	1

Top External Searches (Google - as reported)

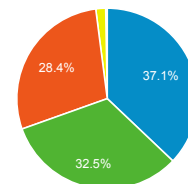
Page Title	Sessions
Homepage CISA	9,430
Critical Infrastructure Sectors CISA	6,462
Bomb-Making Materials Awareness Program (BMAP) CISA	5,326
Guidance on the Essential Critical Infrastructure Workforce CISA	3,867
Identifying Critical Infrastructure During COVID-19 CISA	3,711
ABOUT CISA CISA	1,904
CDM CISA	1,128
What to Do - Bomb Threat CISA	1,095
Cybersecurity Training & Exercises CISA	836
National Cybersecurity Awareness Month (NCSAM) CISA	801

Top External Searches (Bing - as reported)

Page Title	Sessions
Homepage CISA	1,413
Guidance on the Essential Critical Infrastructure Workforce CISA	1,058
Page Not Found CISA	1,037
Critical Infrastructure Sectors CISA	1,028
Identifying Critical Infrastructure During COVID-19 CISA	717
Federal Information Security Modernization Act CISA	248
Cybersecurity Training & Exercises CISA	198
Coronavirus CISA	192
Chemical Facility Anti-Terrorism Standards CISA	177
What to Do - Bomb Threat CISA	174

User Acquisition Channel

Direct Organic Search Referral Social Email



Top Referrers

Full Referrer	Users
(direct)	89,128
google	53,281
bing	10,403
cdc.gov/coronavirus/2019-ncov/community/general-business-faq.html	3,944
Inks.gd/	3,370
choicehotels.com/	3,183
search.us-cert.gov/	2,297
cdc.gov/	1,643
choicehotels.com/support/choice-cares	1,590
wyndhamhotels.com/	1,589